

Why Isn't Drag-and-Drop Working

Updated: November 24, 2014

Are you trying to drag-and-drop or drag-and-copy an event only to see the following?

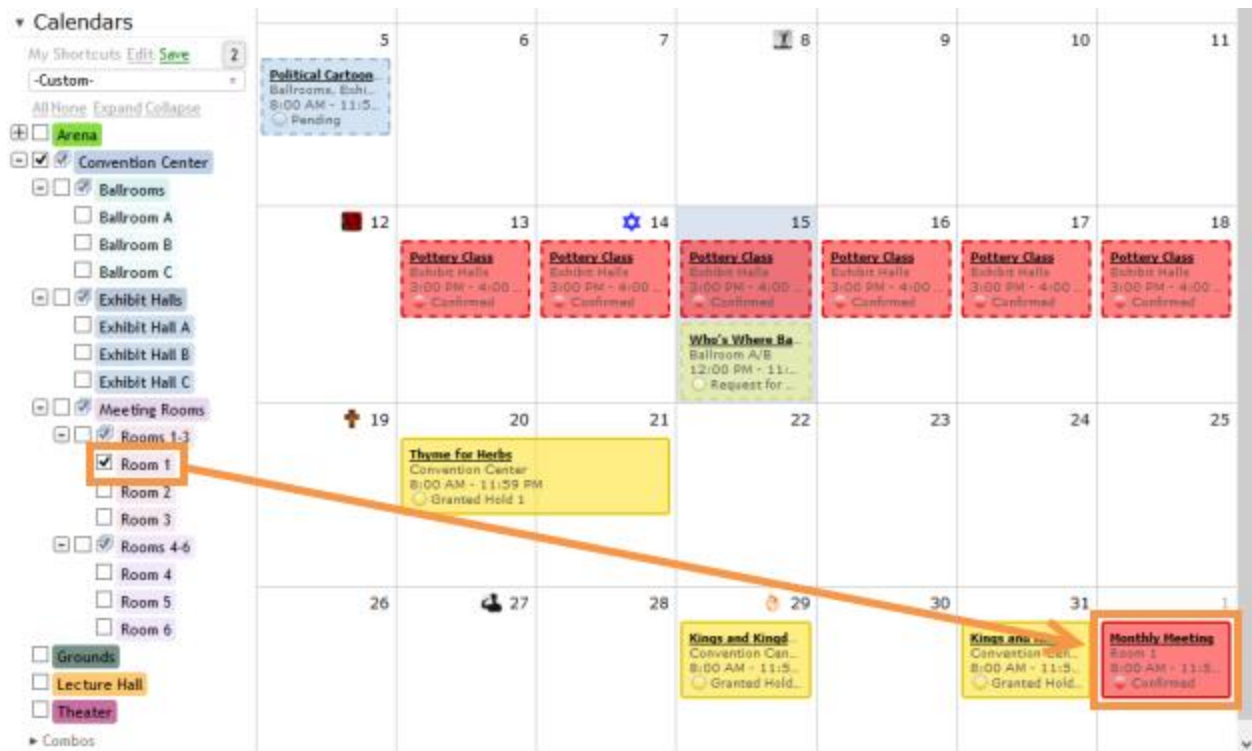
The screenshot shows the eventbooking.com interface for May 2013. A calendar grid displays events for the month. On Wednesday, May 1st, a 'Monthly Meeting' event is shown with a dashed border, indicating it is shadowed. An orange arrow points from this event to another 'Monthly Meeting' event on Monday, May 6th, which has a solid border. The interface includes a navigation bar with 'Home', 'Calendars', 'Sales', 'AddressBook', 'Resources', 'Invoicing', 'Reports', and 'My Website'. A search bar is present, and the calendar view is set to 'Month'. On the left, there is a 'Calendars' sidebar with 'My Shortcuts' and a list of calendar types: 'Arena', 'Convention Center', and 'Grounds'. The 'Convention Center' type is selected.

Most likely, this is due to the event you are trying to move being shadowed. If an event is shadowed, its border will be dashed instead of solid.

This comparison shows two event cards side-by-side. The first card, for 'Kings and Kingd...' on May 28th, has a solid orange border and is labeled 'Not Shadowed'. The second card, for 'Monthly Meeting' on May 31st, has a dashed orange border and is labeled 'Shadowed'. Both cards show event details: 'Convention Cen...', '12:00 PM - 3:5...', and a status indicator (a yellow circle for 'Granted Hold...' and a red circle for 'Confirmed').

An event becomes shadowed when the calendar on which it is booked is not selected but its parent calendar is. In this case, **Convention Center** was the only calendar selected to display, but the **Monthly Meeting** event was shadowed because its calendar, **Room 1**, is the child of the **Convention Center** calendar.

By selecting the calendar for the event which I wish to move, I can unshadow the event.

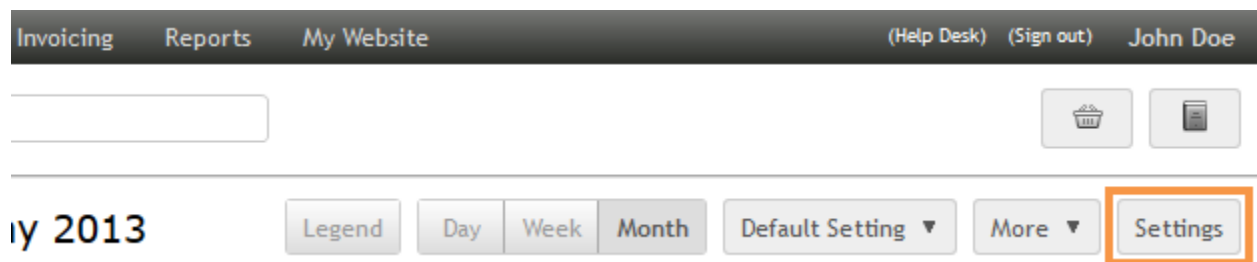


I can then drag-and-drop or drag-and-copy the newly unshadowed event.

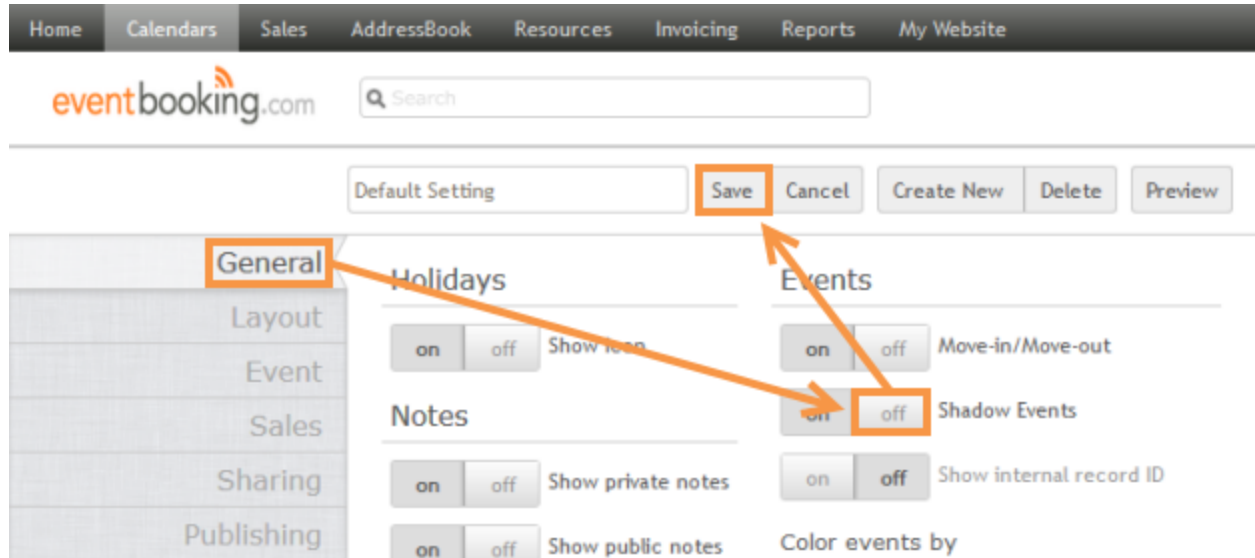


To disable shadowing completely, please complete the following steps:

1. Click **Settings** in the upper-right corner of the calendar screen.\



2. Click **General** on the left side of the screen.
3. Click the **Off** button next to **Shadow Events**.
4. Click **Save**.



- 5. Events will now only display if their calendar is specifically selected.

The screenshot shows the eventbooking.com web interface. At the top, there is a navigation bar with links for Home, Calendars, Sales, AddressBook, Resources, Invoicing, Reports, and My Website. A search bar is located below the navigation bar. The main content area displays a calendar for May 2013, with days of the week as columns and dates as rows. The calendar shows several events: a red 'Monthly Meeting' on Wednesday, May 1st; a yellow 'Thyme for Herbs' event on Monday, May 20th; and yellow 'Kings and Kingd' events on Wednesday, May 29th and Friday, May 31st. A sidebar on the left lists various calendar categories such as Arena, Convention Center, Ballrooms, Exhibit Halls, Meeting Rooms, Grounds, Lecture Hall, and Theater, each with a checkbox to select or deselect it. The 'Convention Center' category is currently selected.